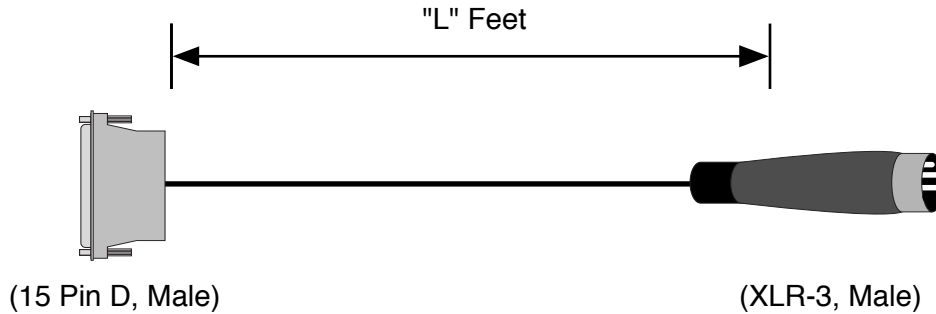


Cable Layout:

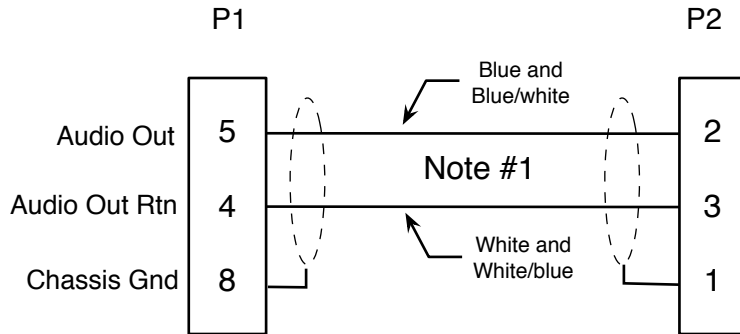
CA-D15M-X3M-L-A_04

Length in Feet



P1

Wiring Information:




Pins not indicated are not used

Notes:

1. Wire as shown in schematic - note drain wire connections.
2. 15 pin DB-15 male connector: Use high quality supplier such as AMP or equivalent.
3. Male XLR-3 connector
4. Use low capacitance, shielded, star quad, high flex audio cable P/N Belden 1192A.
5. Wiring and cable layout as shown.

Rev	Date	Originator	Description
01	3-25-05	NAK	original release
02	6-15-05	NAK	Added connection to Pin 1 of XLR
03	10-06-06	NKW	Corrected shield to isolate audio rtn and use chassis gnd
04	4-15-09	CJA	Added information table

 ADVANCED SIMULATION TECHNOLOGY inc. 500A Huntmar Park Drive, Herndon, VA 20170 www.asti-usa.com	
Cage Code	OVFW3
Title	Audio Cable, Iris to XLR 3pin male
Dwg #	CA-D15M-X3M-L-A_04
Sheet	1 of 1

Industry connector Sub Group	ASTi Part Number Sub Group	Source Device	ASTi Part Number	Current Revision Number	Description & Case Use	Special Notes
DB15	D15*	ACU, ACU2	CA-D15M-X3M-L-A	04		