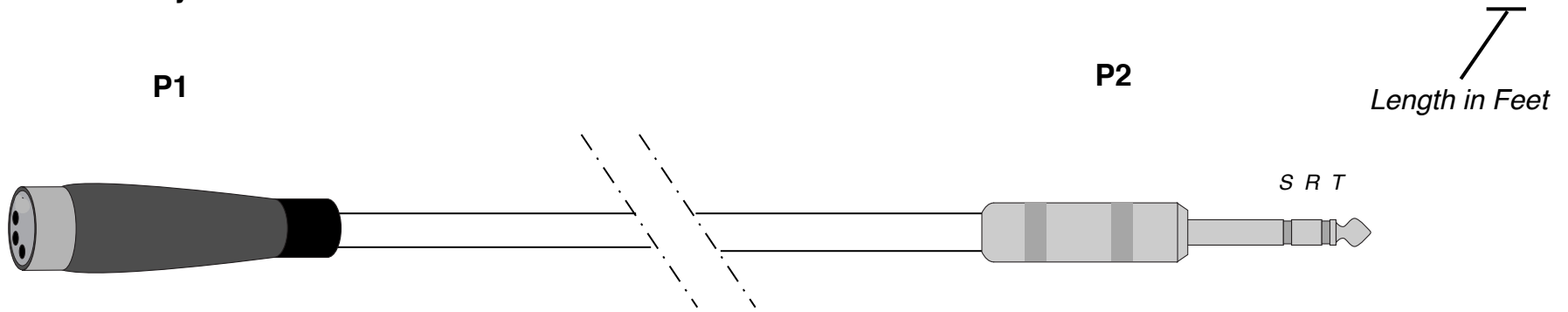
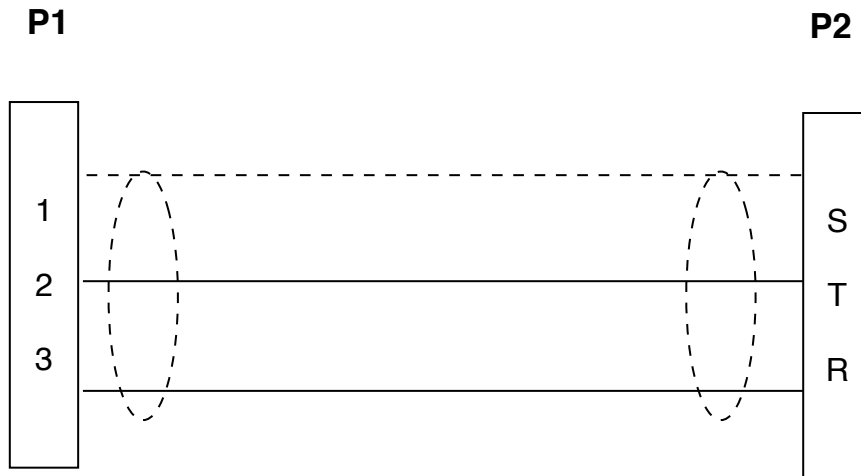


**Cable Layout:**

**P/N: CA-X3F-Q3M-L-A\_02**



**Wiring Information:**




**Assembly Notes**

1. P1: XLR, 3 Cond. Female, Black Metal Shell.
2. P2: 1/4-Inch Phone, 3 Cond. Male Metal Body.

**Notes:**

1. Balanced Cable. Recommended for long (>50 feet) runs. Offers improved hum susceptibility over an unbalanced cable. Lift shield connection at phone plug end to eliminate ground loop hum.
2. Application Note: This cable can be used to connect a Waveform Synthesizer (8AFA) output to an AIU-02 Line In.

Rev	Date	Originator	Description
01	11-09-99	JPM	Original release
02	04-03-09	JBN	added table, made pretty

 <b>ADVANCED SIMULATION TECHNOLOGY inc.</b> 500A Huntmar Park Drive, Herndon, VA 20170 <a href="http://www.asti-usa.com">www.asti-usa.com</a>	
Cage Code	OVPFW3
Title	Audio Interface Cable, - XLR-3/F to 1/4in TRS-3/M
Dwg #	CA-X3F-Q3M-L-A_02
Sheet	1 of 1

Industry Connector Sub Group	ASTi Part Number Sub Group	Source Device	ASTi Part Number	Current Revision Number	Description & Use Case	Special Notes
XLR3	X3*		CA-X3F-Q3M-L-A	02		