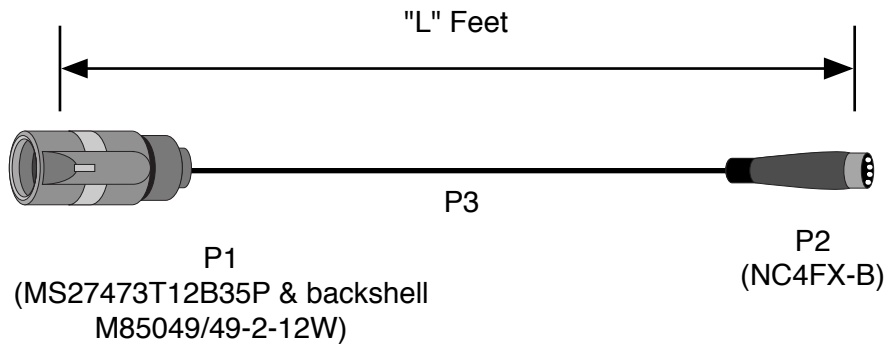


Cable Layout:

P/N: CA-X4F-MC01-L-A_03

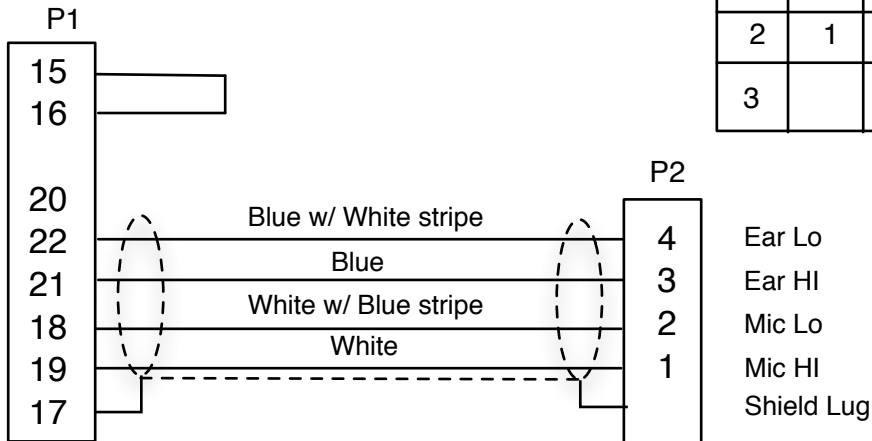


Length in Feet

Parts List:

Item	Qty	Reference	P/N	Mfg	Description
1	1	P1	MS27473T12B35P w/ M85049/49-2-12W backshell	Bendix	Mil Connector w/Backshell
2	1	P2	NC4FX-B	Neutrik	XLR 4 Pin Connector, Female
3		P3	Belden 1192A	Belden	4 conductor, shielded, black


Wiring Information:



Notes:

1. Use Neutrik or equivalent. Mating connector is Neutrik
2. Use low capacitance, shielded, star-quad, high flex audio cable.
3. Cable length "L" defined by length field of part number ordered
4. Wiring and cable layout as shown.

Rev	Date	Originator	Description
01	05/05/04	SEG	original release
02	12/14/09	NAK	Changed cable type, dropped shield connection to Pin 20
03	04//10/09	JBN	Added table, updated layout, made pretty

		ADVANCED SIMULATION TECHNOLOGY inc. 500A Huntmar Park Drive, Herndon, VA 20170 www.asti-usa.com
Cage Code	OVFW3	
Title	Audio Cable	
Dwg #	CA-X4F-MC01-L-A_03	
Sheet	1 of 1	

Industry Connector Sub Group	ASTi Part Number Sub Group	Source Device	ASTi Part Number	Current Revision Number	Description & Use Case	Special Notes
XLR4	X4*		CA-X4F-MC01-L-A	03		