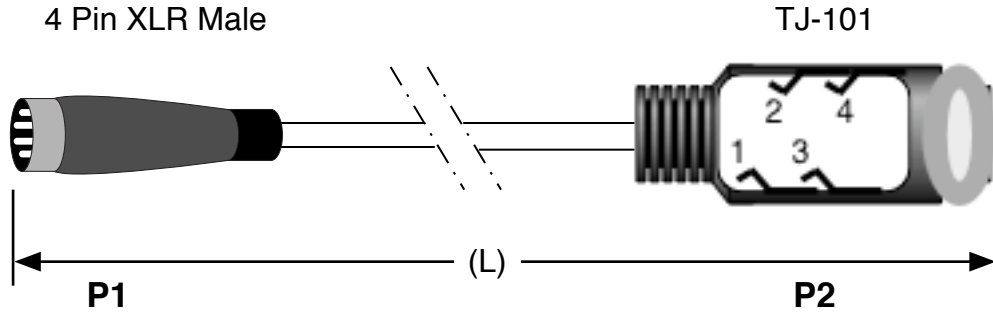


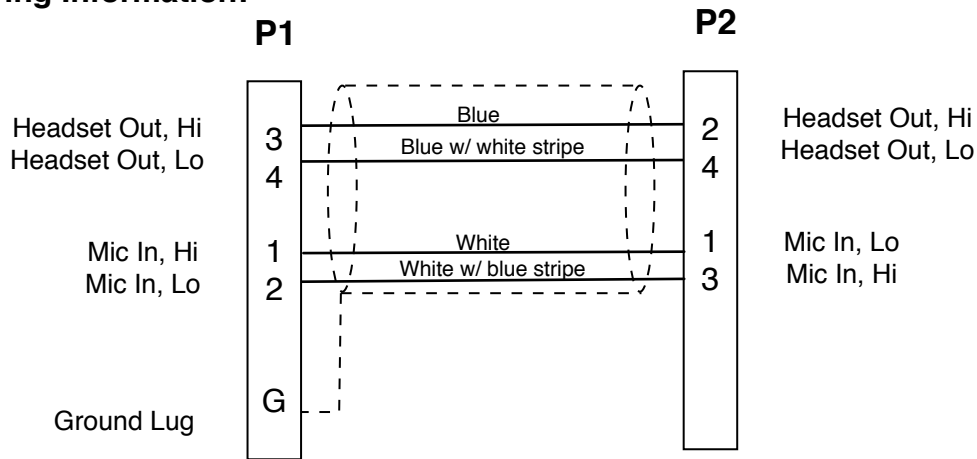
Cable Layout:



P/N: CA-X4M-TJ101-L-A_04

Length in Feet


Wiring Information:



Assembly Notes

1. P1: Neutrik male, metal, XLR 4 pin connector. Includes metal chrome backshell, strain relief & male screwlock assembly.
2. P2: Nexus TJ-101 female jack
3. Cable: Low capacitance, star-quad, high flex, audio cable. Belden P/N: 1192A
4. Cable Length specified by value of L in P/N. Units are in feet.
5. Wire as shown in schematic - note drain wire connections.

Rev	Date	Originator	Description
01	02/03/05	NAK	Original Release
02	07/20/05	NAK	Swapped connections on pin 2 & 3 on TJ101 end
03	02/23/09	NAK	Length defined from the end of each connector as drawn
04	04/13/09	JBN	Added table, made pretty

		ADVANCED SIMULATION TECHNOLOGY inc. 500A Huntmar Park Drive, Herndon, VA 20170 www.asti-usa.com
Cage Code	OVFW3	
Title	Audio Interface Cable, - Male 4-pin XLR to TJ-101	
Dwg #	CA-X4M-TJ101-L-A_04	
Sheet	1 of 1	

Industry Connector Sub Group	ASTi Part Number Sub Group	Source Device	ASTi Part Number	Current Revision Number	Description & Use Case	Special Notes
XLR4	X4*		CA-X4M-TJ101-L-A	04		