

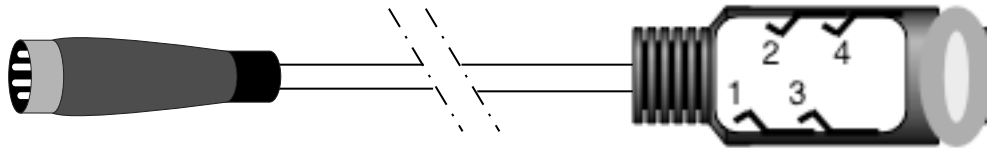
Cable Layout:

P/N: CA-X4M-TJ101-L-B_02

4 Pin XLR Male

TJ-101

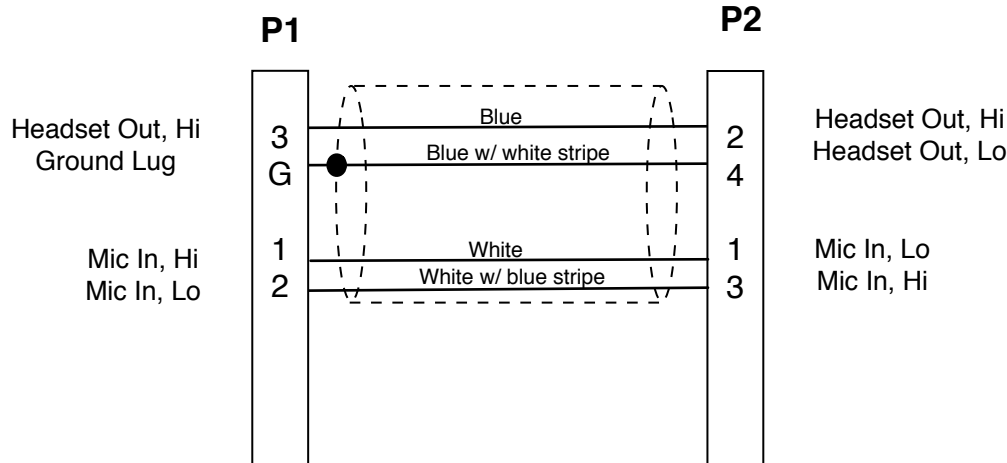
Length in Feet



P1

P2


Wiring Information:



Assembly Notes

1. P1: Neutrik male, metal, XLR 4 pin connector. Includes metal chrome backshell, strain relief & male screwlock assembly.
2. P2: Nexus TJ-101 female jack
3. Cable: Low capacitance, star-quad, high flex, audio cable. Belden P/N: 1192A
4. Cable Length specified by value of L in P/N. Units are in feet.
5. Wire as shown in schematic - note drain wire connections.

Rev	Date	Originator	Description
01	06/12/08	NKW	Original Release
02	04/13/09	JBN	added table, made pretty

 ADVANCED SIMULATION TECHNOLOGY inc. 500A Huntmar Park Drive, Herndon, VA 20170 www.asti-usa.com	
Cage Code	OVPW3
Title	Audio Interface Cable, - Male 4-pin XLR to TJ-101
Dwg #	CA-X4M-TJ101-L-B_02
Sheet	1 of 1

Industry Connector Sub Group	ASTi Part Number Sub Group	Source Device	ASTi Part Number	Current Revision Number	Description & Use Case	Special Notes
XLR4	X4*		CA-X4M-TJ101-L-B	02		