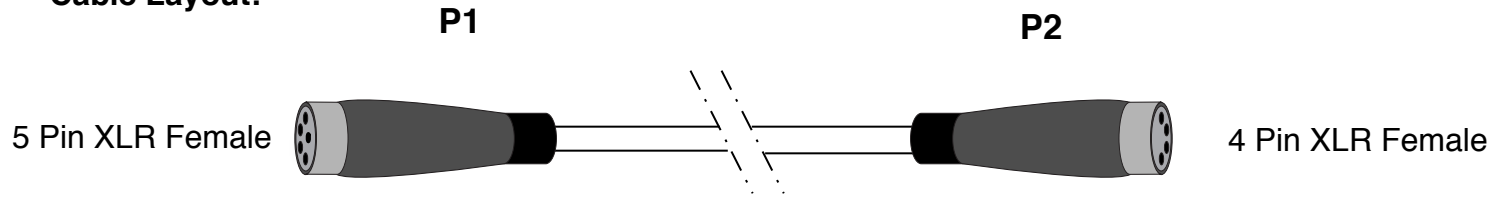


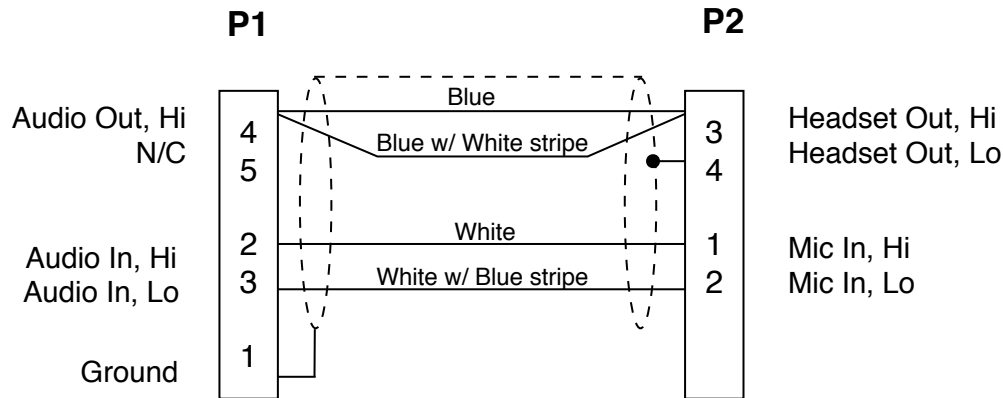
**Cable Layout:**



**P/N: CA-X5F-X4F-L-A\_03**

*Length in Feet*

**Wiring Information:**



**Assembly Notes**

**1.** P1: Female, XLR, 5Pin, black chrome shell, gold contacts, strain relief.

Neutrik P/N: NC5FX-B - **NO SUBSTITUTIONS**

**2.** P2: Female, XLR, 4Pin, black chrome shell, gold contacts, strain relief.


Neutrik P/N: NC4FX-B - **NO SUBSTITUTIONS**

**3.** Cable: Low capacitance, overall shielded, twisted pair, high flex, audio cable. Belden P/N: 1192A

**4.** Cable Length specified by value of L in P/N. Units are in feet.

**5.** Wire as shown in schematic - note drain wire connections.

Rev	Date	Originator	Description
01	01-19-05	NAK	Original Release
02	03-13-07	NKW	Revised to tie shield to pin 4 of P2
03	04/14/09	JBN	Added chart, made pretty

		<b>ADVANCED SIMULATION TECHNOLOGY inc.</b> 500A Huntmar Park Drive, Herndon, VA 20170 <a href="http://www.asti-usa.com">www.asti-usa.com</a>
Cage Code	OVFW3	
Title	Audio Interface Cable, - 5-Pin Female XLR to 4-Pin Female XLR	
Dwg #	CA-X5F-X4F-L-A_03	
Sheet	1 of 1	

Industry Connector Sub Group	ASTi Part Number Sub Group	Source Device	ASTi Part Number	Current Revision Number	Description & Use Case	Special Notes
XLR5	X5*		CA-X5F-X4F-L-A	03		