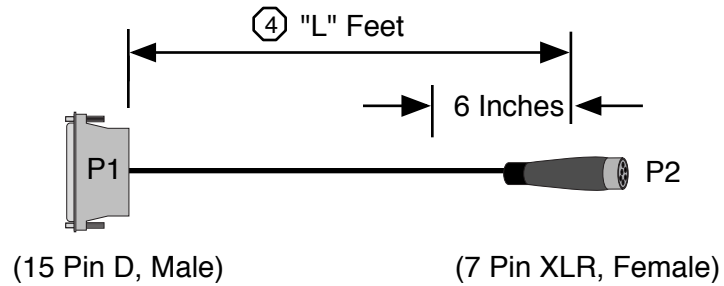
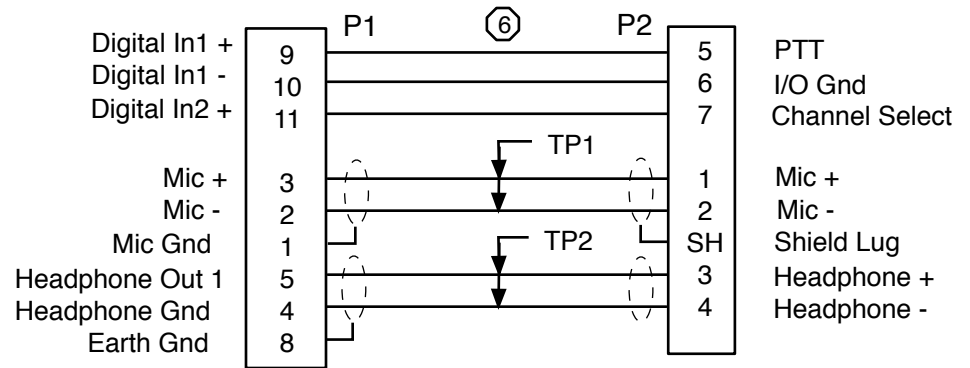


Cable Layout: ⑤



Wiring Information: ⑤




Parts List:

Item	Qty	Reference	P/N	Mfg	Description	Notes
1	1	P1	XXX-XXXX	XXXXXXX	15-pin Male D-shell	1
2	1	P2	NC7F	Neutrik	7-Pin Female XLR	2
3	AR	-	MR202-AT	Canare	Audio Cable	3
4						

Notes:

- ① Use high quality supplier such as AMP or equivalent.
- ② Use Neutrik connector only (mating connector is Neutrik). No Substitutions.
- ③ Use best quality low capacitance, individually shielded, twisted pair, high flex audio cable. Advise ASTi if other than Canare MR202-AT audio cable is to be used. MR202
- ④ Cable length "L" defined by length field of part number ordered
- ⑤ Wiring and cable layout as shown.
- ⑥ Individually shielded twisted pair configuration as shown. Straight or twisted pair cable may be used for Digital I/O Connections. Note shield connection to XLR lug on mic line.

Rev	Date	Originator	Description
-	7-5-04	JPM	Original release
02	4-15-09	CJA	Added information table

 ADVANCED SIMULATION TECHNOLOGY inc. 500A Huntmar Park Drive, Herndon, VA 20170 www.asti-usa.com	
Cage Code	OVSFW3
Title	Audio Cable IRIS to 4 Channel PTT Unit
Dwg #	CA-D15M-Y-X7F-L-A_02
Sheet	1 of 1

Industry connector Sub Group	ASTi Part Number Sub Group	Source Device	ASTi Part Number	Current Revision Number	Description & Case Use	Special Notes
DB15	D15*	ACU, ACU2	CA-D15M-X7F-L-A	02		