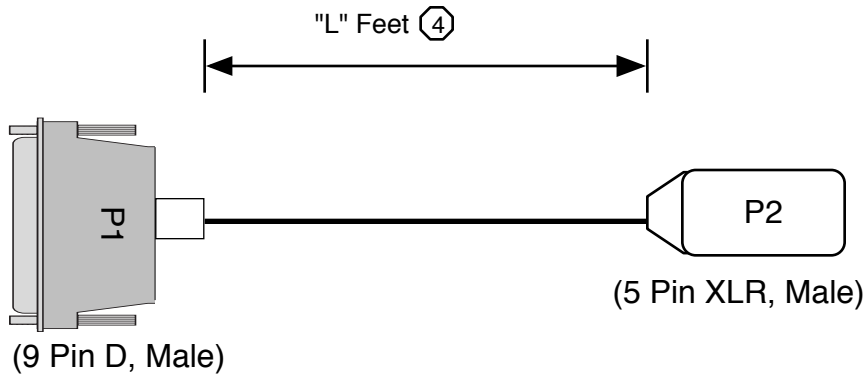
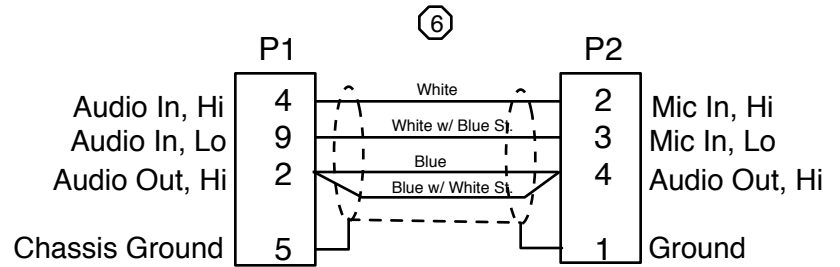


# Cable Layout: ⑤



## Wiring Information: ⑥



### Parts List:


Item	Qty	Reference	P/N	Mfg	Description	Notes
1	1	P1	XXX-XXXX	XXXXXXX	Male 9-pin D-Shell	1
2	1	P2	XXX-XXXX	Neutrik	5-pin male XLR	2
3	AR	-	1192A	Belden	Audio Cable	3

### NOTES:

- ① Use high quality supplier such as AMP or equivalent.
- ② Use Neutrik or equivalent. Mating connector is Neutrik.
- ③ Use low capacitance, shielded, star-quad, high flex audio cable.
- ④ Cable length "L" defined by length field of part number ordered

- ⑤ Wiring as shown in schematic. Please note additional assembly instructions.

Rev	Date	Originator	Description
01	8-8-02	EAA	original release
02	12-16-04	NAK	Changed cable type
03	4-6-09	CJA	Added information table

 <b>ADVANCED SIMULATION TECHNOLOGY inc.</b> 500A Huntmar Park Drive, Herndon, VA 20170 <a href="http://www.asti-usa.com">www.asti-usa.com</a>	
Cage Code	OVSFW3
Title	Audio cable RIU to 5-pin male XLR
Dwg #	CA-D9M-X5M-L-A_03
Sheet	1 of 1

Industry connector Sub Group	ASTi Part Number Sub Group	Source Device	ASTi Part Number	Current Revision Number	Description & Case Use	Special Notes
DB9	D9*	RIU, ACE-RIU	CA-D9M-X5M-L-A	03		